

PBP Bridge Plug

Classic Oilfield's PBP Bridge Plug is a field-proven, modular, cast-iron, drillable tool for various applications. Changing the top slips enables the versatile bridge plug to be set mechanically or on a wireline setting tool. It is easily converted to a PCR cement retainer.


The bridge plug is rated up to 400°F (204°C) and has a differential pressure rating up to 10,000 psi (68.948 MPa).

APPLICATIONS

- * Cementing
- * Stimulation
- * Temporary and permanent zonal isolation
- * Well abandonment

FEATURES, ADVANTAGES AND BENEFITS

- * Changing the top slips easily converts the bridge plug to a mechanical or wireline setting, providing deployment versatility.
- * The modular design eases conversion to a cement retainer, reducing inventory
- * The rotationally locked, cast-iron components enable a fast drillout to save rig time.




PBP BRIDGE PLUG

SPECIFICATIONS

CASING				BRIDGE PLUG
O.D. (in./mm)	WEIGHT (lb/ft - kg/m)	I.D. (in./mm)		MAXIMUM O.D. (in./mm)
		MINIMUM	MAXIMUM	
4 1/2 114.3	9.50 - 15.10 14.14 - 22.47	3.826 97.18	4.090 103.89	3.593 91.26
5 127.0	11.50 - 18 17.11 - 26.79	4.276 108.61	4.560 115.82	3.937 100.00
5 1/2 139.7	13.00 - 23.00 19.35 - 34.23	4.670 118.62	5.118 130.00	4.312 109.52
5 3/4 146.1	14.00 - 25.20 20.83 - 37.50	4.890 124.21	5.290 134.37	4.700 119.38
6 5/8 168.3	17.00 - 34.50 25.30 - 51.34	5.575 141.61	6.135 155.83	5.375 136.53
7 177.8	17.00 - 35.00 25.30 - 52.09	6.004 152.50	6.538 166.07	5.688 144.48
7 5/8 193.7	20.00 - 39.00 29.76 - 58.04	6.625 168.28	7.125 180.98	6.312 160.32
8 5/8 219.1	24.00 - 49.00 35.72 - 72.92	7.511 190.78	8.097 205.66	7.125 180.98
9 5/8 244.5	29.30 - 61.10 43.60 - 90.93	8.375 212.73	9.063 230.20	8.125 206.38
10 3/4 273.1	32.75 - 60.70 48.74 - 90.33	9.660 245.36	10.192 258.88	9.440 239.78
11 3/4 298.5	60.00 - 83.00 89.29 - 123.52	10.192 258.88	10.772 273.61	9.937 252.40
	38.00 - 60.00 56.55 - 89.29	10.772 273.61	11.150 283.21	10.440 265.18
13 3/8 339.7	48.00 - 72.00 71.43 - 107.15	12.347 313.61	12.715 322.96	12.000 304.80

DB-10 Bridge Plug



Classic Oilfield's DB-10 Bridge Plug is a versatile cast-iron bridge plug that can be used in a variety of high-pressure and high-temperature applications.

APPLICATIONS

- * Plugging and abandonment
- * Zonal isolation
- * Squeeze cementing
- * Fracturing

FEATURES, ADVANTAGES AND BENEFITS

- * The plug is constructed of material that ensures quick drill-outs.
- * Retaining rings help prevent element extrusion and minimize misruns.
- * Standard packing element is rated at 300°F (149°C) for high-temperature reliability.
- * Electric-line, slickline, or coiled-tubing compatibility provides conveyance versatility.

DB-10 BRIDGE PLUG

SPECIFICATIONS

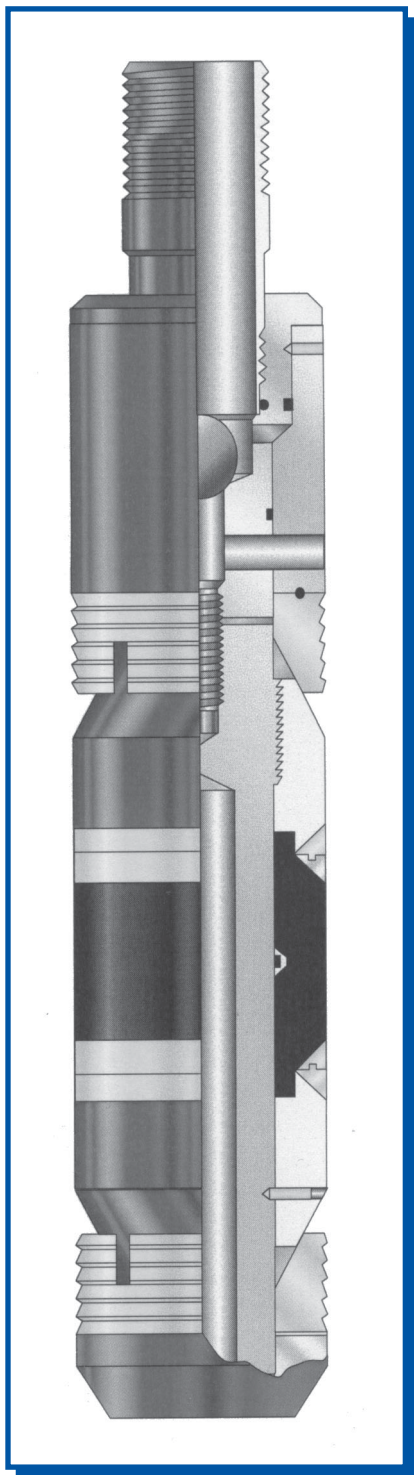
CASING O.D. (in.)	TUBING (Casing) WEIGHT (lbs/ft)	PLUG OD (in./mm)	SETTING RANGE		SET FORCE (lbf/n)	
			MINIMUM (in./mm)	MAXIMUM (in./mm)		
2 3/8	4.00 - 5.80	1.750	1.780	2.074	9,000* 40,034	
		44.45	45.21	52.68		
2 7/8	6.40 - 6.50	2.220	2.340	2.525		
		56.39	59.44	64.14		
3 1/2	5.75 - 10.30	2.750	2.867	3.258		
		69.85	72.82	82.75		
3 1/2	12.80 - 15.80	2.430	2.548	2.764		
		61.72	64.72	70.21		
4	5.60 - 14.00	3.140	3.340	3.732		20,000
		79.76	84.84	94.79		85,964
4 1/2	9.50 - 15.10	3.562	3.826	4.090	33,000 146,791	
		90.48	97.18	103.89		
5	11.50 - 20.80	3.937	4.154	4.560		
		100.00	105.51	115.82		
5 1/2	13.00 - 23.00	4.312	4.580	5.044		
		109.53	116.33	128.12		
5 3/4	14.00 - 25.20	4.699	4.890	5.290		
		119.36	124.21	134.37		
6 5/8	17.00 - 32.00	5.375	5.595	6.135	50,000 222,411	
		136.53	142.11	155.83		
7	17.00 - 35.00	5.687	6.000	6.538		
		144.45	152.40	166.07		
7 5/8	20.00 - 39.00	6.312	6.625	7.125		
		160.33	168.28	180.98		
8 5/8	24.00 - 49.00	7.125	7.310	8.097		
		180.98	185.67	205.66		

* Set force for GO/Owens is 12,000 lbf.

OPTIONS

- * An alternative packing element is available on request for extreme temperature environments.

HM-2 Bridge Plug



Classic Oilfield's HM-2 Bridge Plug is a permanent high-pressure cast-iron plug set with hydraulic pressure and mechanical pull to isolate the lower part of a wellbore. The Plug uses an efficient built-in setting tool. Right rotation of the tool releases the plug.

The standard packing element is rated at 300°F (149°C).

APPLICATIONS

- * High-pressure environments
- * Deviated wellbores
- * Squeeze cementing
- * Fracturing
- * Temporary and permanent zonal isolation
- * Well abandonment

FEATURES, ADVANTAGE AND BENEFITS

- * The field-proven compact design enables use in deviated wells.
- * One-piece slips eliminate the risk of premature setting when running in the hole, avoiding the difficulty and expense of plug retrieval and resetting.
- * Hydraulic pressure combined with mechanical pull to set the plug ensures that the setting tool releases and prevents downhole tool loss.
- * The right rotation of the setting tool to release the plug differs from the left rotation to set it, preventing inadvertent, costly errors.
- * Construction with drillable materials enables the plug to be milled or drilled out to save the time and expense of retrieval.

HM-2 BRIDGE PLUG

SPECIFICATIONS

SIZE (in./mm)	CASING			MAXIMUM PLUG O.D. (in./mm)	TENSION FORCE REQUIRED ¹ (lbf/N)	
	WEIGHT (lb/ft - kg/m)	RANGE (in./mm)			MINIMUM	MAXIMUM
		MINIMUM	MAXIMUM			
3 1/2 88.9	5.75 - 10.30 8.56 - 15.33	2.867 72.82	3.258 82.75	2.750 69.85	10,000 44,482	13,000 57,827
4 101.6	5.60 - 14.00 8.33 - 20.83	3.340 84.84	3.732 94.79	3.190 81.03	17,000 75,620	20,000 88,964
4 1/2 114.3	9.50 - 15.10 14.14 - 22.47	3.826 97.18	4.090 103.89	3.562 90.47	28,000 124,550	30,000 133,447
5 127.0	11.50 - 20.80 17.11 - 30.95	4.154 105.51	4.560 115.82	3.937 100.00	28,000 124,550	30,000 133,447
5 1/2 139.7	13.00 - 23.00 19.35 - 34.23	4.580 116.33	5.044 128.12	4.312 109.52	28,000 124,550	30,000 133,447
5 3/4 146.1	14.00 - 25.20 20.83 - 37.50	4.890 124.21	5.290 134.37	4.699 119.35	30,000 133,447	33,000 146,791
6 5/8 168.3	17.00 - 32.00 25.30 - 47.62	5.595 142.11	6.135 155.83	5.375 136.53	45,000 200,170	50,000 222,411
7 177.8	17.00 - 35.00 25.30 - 52.09	6.000 152.40	6.538 166.07	5.687 144.45	45,000 200,170	50,000 222,411
7 5/8 193.7	20.00 - 39.00 29.76 - 58.04	6.625 168.28	7.125 180.98	6.312 160.32	45,000 200,170	50,000 222,411
8 5/8 219.1	24.00 - 49.00 35.72 - 72.92	7.310 185.67	8.097 205.66	7.125 180.98	45,000 200,170	50,000 222,411
9 5/8 244.5	29.30 - 58.40 43.60 - 86.91	8.435 214.25	9.063 230.20	8.175 206.38	45,000 200,170	50,000 222,411
10 3/4 273.1	32.70 - 60.70 48.66 - 90.33	9.660 245.36	10.192 258.88	9.437 239.70	45,000 200,170	50,000 222,411
11 3/4 298.5	38.00 - 60.00 56.55 - 89.29	10.772 273.61	11.150 283.21	10.437 265.10	45,000 200,170	50,000 222,411
13 3/8 339.7	48.00 - 84.50 71.43 - 125.75	12.175 309.25		11.880 301.75	45,000 200,170	50,000 222,411

1 - The surface pressure is 1,400 psi (9.65 MPa)

OPTIONS

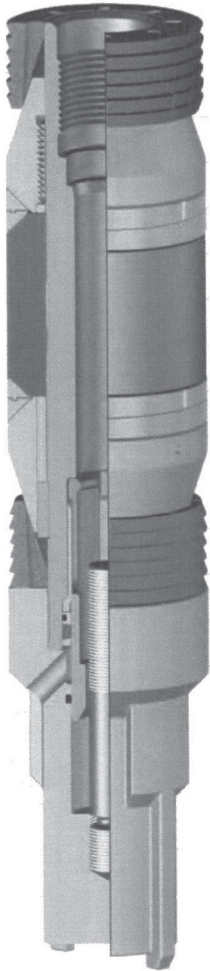
- * Packing elements rated at temperatures above 300°F (149°C) are available.

Cement Retainer

The Classic Oilfield Cement Retainer is a drillable packer. It is designed to be used for remedial cementing operations and light service applications. It contains a sliding valve that can be opened and closed with pipe manipulation. All components are designed to be drilled with conventional drilling equipment.

SPECIAL FEATURES

- * Surface controlled valve
- * Allows pressure testing before squeeze
- * Valve automatically closes when the stinger is removed, locking in the squeeze pressure
- * Valve protects sensitive zones in low fluid wells
- * Simple conversion to bridge plug
- * Mechanical or wireline set available
- * Components rotationally locked for easy drillout



Wireline
Set Cement
Retainer



Mechanical
Slip Kit

PRODUCT SPECIFICATIONS

SIZE (inches)	CASING		RECOMMENDED HOLE SIZE (inches)	TOOL OD (inches)
	WEIGHT (lbs/ft)			
4 1/2	9.5 - 15.1		3.826 - 4.090	3.593
5 1/2	13 - 23		4.670 - 5.044	4.315
7	17 - 35		6.004 - 6.538	5.688

** Other sizes and connections available upon request*

CEMENT RETAINER

SPECIFICATIONS

CASING				MAXIMUM PLUG O.D. (in./mm)	TENSION FORCE REQUIRED ¹ (lbf/N)	
SIZE (in./mm)	WEIGHT (lb/ft - kg/m)	RANGE (in./mm)			MINIMUM	MAXIMUM
		MINIMUM	MAXIMUM			
4 1/2 114.3	9.50 - 15.10 14.14 - 22.47	3.826 97.18	4.090 103.89	3.562 90.47	28,000 124,550	30,000 133,447
5 127.0	11.50 - 20.80 17.11 - 30.95	4.154 105.51	4.560 115.82	3.937 100.00	28,000 124,550	30,000 133,447
5 1/2 139.7	13.00 - 23.00 19.35 - 34.23	4.580 116.33	5.044 128.12	4.312 109.52	28,000 124,550	30,000 133,447
5 3/4 146.1	14.00 - 25.20 20.83 - 37.50	4.890 124.21	5.290 134.37	4.699 119.35	30,000 133,447	33,000 146,791
6 5/8 168.3	17.00 - 32.00 25.30 - 47.62	5.595 142.11	6.135 155.83	5.375 136.53	45,000 200,170	50,000 222,411
7 177.8	17.00 - 35.00 25.30 - 52.09	6.000 152.40	6.538 166.07	5.687 144.45	45,000 200,170	50,000 222,411
7 5/8 193.7	20.00 - 39.00 29.76 - 58.04	6.625 168.28	7.125 180.98	6.312 160.32	45,000 200,170	50,000 222,411
8 5/8 219.1	24.00 - 49.00 35.72 - 72.92	7.310 185.67	8.097 205.66	7.125 180.98	45,000 200,170	50,000 222,411
9 5/8 244.5	29.30 - 58.40 43.60 - 86.91	8.435 214.25	9.063 230.20	8.175 206.38	45,000 200,170	50,000 222,411
10 3/4 273.1	32.70 - 60.70 48.66 - 90.33	9.660 245.36	10.192 258.88	9.437 239.70	45,000 200,170	50,000 222,411
11 3/4 298.5	38.00 - 60.00 56.55 - 89.29	10.772 273.61	11.150 283.21	10.437 265.10	45,000 200,170	50,000 222,411
13 3/8 339.7	48.00 - 84.50 71.43 - 125.75	12.175 309.25		11.880 301.75	45,000 200,170	50,000 222,411

¹ - The surface pressure is 1,400 psi (9.65 MPa)

OPTIONS

- * Packing elements rated at temperatures above 300°F (149°C) are available.